



# Certificate of Analysis

**Sample:** KN20301004-001  
**Harvest/Lot ID:** 20mg CBD ISO Chocolate - 2334411122  
**Batch#:** 20mg CBD ISO Chocolate - 2334411122  
**Seed to Sale#:** N/A  
**Batch Date:** 02/23/22  
**Sample Size Received:** 15.6 gram  
**Total Weight/Volume:** N/A  
**Retail Product Size:** 5 units  
**ordered :** 02/23/22  
**sampled :** 02/23/22  
**Completed:** 03/02/22 Expires: 03/02/23  
**Sampling Method:** SOP Client Method


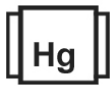






Mar 02, 2022 | Kifcure  
4n250, IL-47  
Maple Park, IL, 60151, US



**PASSED**  
Page 1 of 1

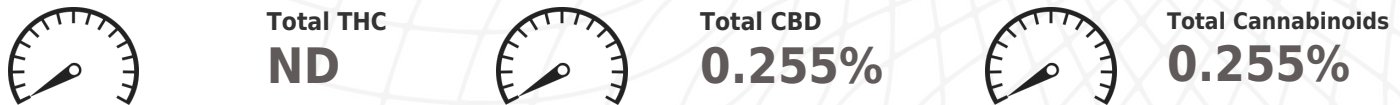
**PRODUCT IMAGE SAFETY RESULTS**



 Pesticides NOT TESTED	 Heavy Metals NOT TESTED	 Microbials NOT TESTED	 Mycotoxins NOT TESTED	 Residuals Solvents NOT TESTED	 Filtration NOT TESTED	 Water Activity NOT TESTED	 Moisture NOT TESTED	 Terpenes NOT TESTED
---	---	---	---	---	--	---	---	---

**MISC.**

**CANNABINOID RESULTS**



	TOTAL THC	TOTAL CBD	TOTAL CBG	CBV	CBDA	CBGA	CBG	CBD	THCV	CBN	EXO-THC	D9-THC	D8-THC	D10-THC	CBC	THCA	D8-THCO	D9-THCO	THC-O
%	ND	0.255	ND	ND	ND	ND	ND	0.255	ND	ND	ND	ND	ND	ND	ND	ND	ND	ND	ND
mg/g	ND	2.55	ND	ND	ND	ND	ND	2.55	ND	ND	ND	ND	ND	ND	ND	ND	ND	ND	ND
LOD	0.001	0.001	0.001	0.001	0.001	0.001	0.001	0.001	0.001	0.001	0.002	0.001	0.001	0.001	0.001	0.001	0.002	0.002	0.002
%	%	%	%	%	%	%	%	%	%	%	%	%	%	%	%	%	%	%	%

**Cannabinoid Profile Test**

<b>Analyzed by:</b> 113	<b>Weight:</b> 1.0266g	<b>Extraction date:</b> 03/02/22 09:03:36	<b>Extracted By:</b> 113
----------------------------	---------------------------	--	-----------------------------

Analysis Method -Expanded Measurement of Uncertainty: Flower Matrix d9-THC:12.7%, THCa: 9.5%, TOTAL THC 11.3%. These uncertainties represent an expanded uncertainty expressed at approximately the 95% confidence level using a coverage factor k=2 for a normal distribution. Reviewed On - 03/02/22 13:03:36  
Analytical Batch -KN002031POT Instrument Used : HPLC E-SHI-008 Running On : Batch Date : 03/01/22 12:09:14

<b>Reagent:</b> 081321.R04 022522.R01 021622.R03	<b>Dilution:</b> 40	<b>Consumables ID:</b> 947.251 12123-046CC-046
---	------------------------	--

Full spectrum cannabinoid analysis utilizing High Performance Liquid Chromatography with UV/PDA detection (HPLC-UV/PDA). (Method: SOP.T.30.031.TN for sample prep and Shimadzu High Sensitivity Method SOP.T.40.031 for analysis). \*Based on FL action limits.

This report shall not be reproduced, unless in its entirety, without written approval from Kaycha Labs. This report is an Kaycha Labs certification. The results relate only to the material or product analyzed. Test results are confidential unless explicitly waived otherwise. Void after 1 year from test end date. Cannabinoid content of batch material may vary depending on sampling error. IC=In-control QC parameter, NC=Non-controlled QC parameter, ND=Not Detected, NA=Not Analyzed, ppm=Parts Per Million, ppb=Parts Per Billion. Limit of Detection (LoD) and Limit Of Quantitation (LoQ) are terms used to describe the smallest concentration that can be reliably measured by an analytical procedure. RPD=Reproducibility of two measurements. Action Levels are State determined thresholds for human safety for consumption and/or inhalation. The result >99% are variable based on uncertainty of measurement (UM) for the analyte. The UM error is available from the lab upon request. The "Decision Rule" for the pass/fail does not include the UM. The limits are based on F.S. Rule 64-4.310.

**Sue Ferguson**  
Lab Director

State License # n/a  
ISO Accreditation # 17025:2017

  
Signature

03/02/22

Signed On